

GRAMÁTICA!

Possessive adjectives

Possessive adjectives are the words for 'my', 'your', 'his', 'her', etc. These words agree in number with the noun they are describing:

	singular	plural
my	mi hermano	mis hermanos
your	tu hermano	tus hermanos
his/her	su hermano	sus hermanos

1 Choose the correct possessive adjective.

- 1 Mi/Mis padres son muy famosos. 2 Mi/Mis madre se llama Valeria. Tiene cuarenta y ocho años.
3 Mi/Mis padre se llama Toni y tiene cincuenta años. 4 Mi/Mis hermana se llama Vera y 5 mi/mis hermanastros se llaman Kevin y Kelly.

2 Rewrite the text in exercise 1 in the he/she form.

Example: Sus padres son...

Adjectives

Adjectives describe nouns. Their endings change to agree with the noun they describe.

Adjectives fall into three main groups:

- ending in -o or -a
- ending in -e
- ending in a consonant.

	singular		plural	
	masculine	feminine	masculine	feminine
ending in -o	pequeño	pequeña	pequeños	pequeñas
ending in -e	inteligente	inteligente	inteligentes	inteligentes
ending in a consonant	azul	azul	azules	azules

Note: **joven** (young) adds an accent in the plural to keep the same sound: **jóvenes**.

3 Describe this family of criminals. Make sure your adjectives match the person you are talking about.

Example: Víctor el Violento tiene el pelo rubio y...

Víctor el Violento



Fabiana la Fea



Miguel el Malo y Tadeo el Terrible



Irregular verbs

Tener (to have) is a useful irregular verb. It follows the pattern below:


tengo	I have	tenemos	we have
tienes	you have	tenéis	you (plural) have
tiene	he/she has	tienen	they have


4 Unjumble these sentences. Then translate them into English.

- los azules ojos Tengo
- hermanos? ¿Tienes
- hermanas tres Tiene
- un perro? ¿Tenéis
- los marrones tienen Mis ojos hermanas
- yo pelo Mi hermano rubio y tenemos el


Think about which part of the verb you need.
Mi hermano y yo = we
Mis hermanas = they


5 Write these sentences in Spanish.

1 She has 

2 We have 

3 I have 

4 He has 

5 My brothers have 

6 You have (singular) 

Ser (to be) is another useful irregular verb.

soy	I am	somos	we are
eres	you are	sois	you (plural) are
es	he/she/it is	son	they are

6 Unjumble the forms of **ser** and write a sentence using each one. Then translate the sentences into English.

Example: 1 eres - Eres muy simpático. (You are very nice.)

- | | | |
|--------|--------|---------|
| 1 soer | 2 osis | 3 yso |
| 4 nos | 5 se | 6 mooss |

Ser and estar

In Spanish, there are two verbs meaning 'to be': **ser** and **estar**.

- You have already met **ser** when describing characteristics of people, houses, etc.
Soy alta. / **am** tall. Mi casa **es** antigua. My house **is** old.
- estar** is used for location:
Mi casa **está** en la costa. My house **is** by the sea.

7 Choose the correct verb and copy out the sentences.

- | | |
|---|--|
| 1 ¿Cómo es/está tu casa o tu piso? | 2 Es/Está muy cómodo. |
| 3 ¿Dónde es/está ? | 4 Es/Está en el norte de España, en la montaña. |